



## Healing Abutment



### Instructions for use

**Important: Please read.**

#### Description

A premanufactured dental implant abutment to be directly connected to an endosseous dental implant intended for use as an aid in prosthetic rehabilitation.

Healing Abutments are made of Grade 5 Titanium. Healing Abutments are available for use with the DTI SLA / SLACT, DTI UNIFORM SLA / ACT, DTI AGGRESSIVE SLA / ACT Implant Systems treatment concept with guided surgery only.

#### Disclaimer of liability

This product is part of an overall concept and may only be used in conjunction with the associated original products according to the instructions recommendation of DTI Implant. Non-recommended use of products made by third parties in conjunction with DTI Implant products will void any warranty or other obligation, express or implied, of DTI Implant.

The user of DTI Implant products has the duty to determine whether or not any product is suitable for the particular patient and circumstances.

DTI Implant disclaims any liability, express or implied, and shall have no responsibility for any direct, indirect, punitive or other damages, arising out of or in connection with any errors in professional judgment or practice in the use of DTI Implant products. The user is also obliged to study the latest developments in regard to this DTI Implant product and its applications regularly. In cases of doubt, the user has to contact DTI Implant.

Since the utilization of this product is under the control of the user, it is his/her responsibility. DTI Implant does not assume any liability whatsoever for damage arising thereof.

Please note that some products detailed in this Instruction for Use may not be regulatory cleared, released or licensed for sale in all markets.

#### Intended use

Dental implant abutments are used to support dental restorations. Healing Abutments are placed in connection with the dental implant. Throughout the GH level of the abutment, the gingiva is supported so that the gum develops in proper form during healing.

#### Indications

Healing Abutments are pre-manufactured prosthetic component directly connected to the endosseous dental implant and is intended for use as an aid in prosthetic rehabilitation.

#### Contraindications

It is contraindicated to use abutments in:

- Patients who are medically unfit for an oral surgical procedure.
- Patients in whom adequate sizes, numbers or desirable positions of implants are not reachable to achieve safe support of functional or eventually parafunctional loads.
- Patients who are allergic or hypersensitive to commercially or Titanium.

#### Cautions

Pre-operative hard tissue or soft tissue deficits may yield a compromised esthetic result or unfavorable implant angulations.

To secure the long term treatment outcome it is advised to provide comprehensive regular patient follow up after implant treatment and to inform about appropriate oral hygiene.

All instruments and tooling used in surgery must be maintained in good condition and care must be taken that instrumentation does not damage implants or other components.

Special attention has to be given to patients who have local or systemic factors that could interfere with the healing process of either bone or soft tissue or the osseointegration process (e.g., cigarette smoking, poor oral hygiene, uncontrolled diabetes, oro-facial radiotherapy, steroid therapy, infections in the neighboring bone).

Special caution is advised in patients who receive bisphosphonate therapy.

In general, implant placement and prosthetic design must accommodate individual patient conditions. In case of bruxism or unfavorable jaw relationships reappraisal of the treatment option may be considered.

Because of the small size of the devices, care must be taken that they are not swallowed or aspirated by the patient.

Products in damaged packages should not be used on the patient.

#### Users

Dental implant surgery requires appropriate and adequate training.

It is strongly recommended that clinicians, new as well as experienced implant users, always go through special training before undertaking a new treatment method.

Close cooperation between surgeon, restorative dentist and dental laboratory technician is essential for a successful implant treatment.

#### Handling Instructions

Modifications of abutments could be performed using copious water irrigation.

Extra-oral modification of abutment is recommended.

#### Clinical Procedure:

1. Select appropriate abutment and check occlusal clearance.
2. Connect and tighten the abutment. It is recommended to verify the final abutment seating using radiographic imaging.
3. Tighten the abutment using Driver Torque 1,2 and Adjustable Torque Wrench prosthetic.

**Caution:** Never exceed recommended maximum tightening torque for the abutment. Overtightening of the abutment may lead to fracture.

**Note:** Use the appropriate torque values for the abutments. Torque values; 5 - 8 Ncm

#### Materials

All Healing Abutments: Grade 5 Titanium.

#### Cleaning and sterilization instructions

Healing Abutments are delivered non-sterile for single use and must be autoclave sterilization at 121° C- 20 min prior to use.

**Warning:** Use of non-sterile device may lead to infection of tissues or infectious diseases.

**Caution:** Healing Abutment is single use products that must not be reprocessed. Reprocessing could cause loss of mechanical, chemical and / or biological characteristics. Re-use could cause cross contamination.

**Warning:** The Abutment System has not been evaluated for safety and compatibility in the MR environment. It has not been tested for heating, migration, or image artifact in the MR environment.









The safety of Abutment System in the MR environment is unknown. Scanning a patient who has this device may result in patient injury.

#### Storage and handling

The product must be stored in a dry place in the original packaging at room temperature and not exposed to direct sunlight. Incorrect storage may influence device characteristics leading to failure.

#### Disposal

Disposal of the device shall follow local regulations and environmental requirements, taking different contamination levels into account.

 1984	Notified body number		Do not re-use
	Reference number	 eFU Indicator	Consult electronic instructions for use
	Lot number	 NON STERILE	Sterile (121° C- 20 min.)
	Date of manufacture		Manufacturer Name/ Manufacturer Address



**Manufacturer:** DTI İmplant Sistemleri,  
Factory: TÜBİTAK, Gebze, Kocaeli, TURKEY  
Head Office: Çavuşbaşı Ave. Aytekin St. No:5/1-  
2 Çekmeköy İstanbul, TURKEY  
Phone: +90 262 642 03 84  
[www.dtiimplant.com](http://www.dtiimplant.com)