



INSTRUCTION FOR USE

DENTAL IMPLANT SURGICAL KITS -DRILL

Below is information about using drills. Please read the following information and explanations carefully before using the product.

1. General Definitions:

1.1. **Product Information:**

1.1.1. **Name:** Dental Drill

1.2. **Manufacturer Information:**

1.2.1. **Name:** DTI Implant Sistemleri San. Tic. A.Ş.

1.2.2. **Factory & Head Office Address:** Barış SB Mah. 5001 Sok. TÜBİTAK-MAM TEKSEB Sitesi
DTİ İmplant No: 16 Gebze, Kocaeli, Turkey

2. Product Specifications:

2.1. Purpose of Usage: Dental Drill is used as dental implant accessories, including the drills required during the dental implant placement process.

2.2. Indications: Tooth deficiencies that cannot be treated with other prosthetic and surgical techniques (conditions with insufficient retention of existing teeth or tissue defects). Situations where dental implants are more beneficial than conventional treatment (short edentulous arches, single tooth missing, orthodontic retention). Cases with similar functional results from conventional treatment and implant treatment. In these cases, the decision for implant treatment is made as a result of personal considerations or aesthetic concerns.

2.3. Sterility Information: The product is supplied non-sterile. It is recommended to be sterilized by the user in an autoclave for 20 minutes at 121 °C before use.

2.4. Usage Area: Dental Drill is produced for the use of authorized persons who are professionals in the dental field.

2.5. Shelf Life: Shelf life has not been determined. The product is non-sterile. Sterility, tightness, etc. risks are not applicable. It is fixed that there is no significant change in the mechanical and corrosion properties of stainless steel, which is a critical feature, under 30 years. Based on this, taking into account MEDDEV 2.2/3 rev 3 clause 4.2.c, shelf life is not defined for the products.

2.6. Storage Conditions: Our product does not have any special storage conditions.

2.7. Reusability: Products can be resterilized under recommended methods and parameters. It can be reused after sterilization. The number of sterilization cycles is not limited, but it is recommended to use a maximum of 10 times. There is a possibility that the tip of the bur may become blunt after more than 10 uses, which may result in poor performance and reduced clinical success. To ensure that the cutting performance of DTI surgical instruments is not reduced, the following should be considered:

- Avoid contact of the tip of the burs with the surfaces so that it does not become blunt.
- After the surgical application, the blood should be washed immediately before it dries on the instruments.
- Thoroughly clean the instruments with a soft brush after use. All surfaces must be cleaned in disassembled condition.





INSTRUCTION FOR USE

- Never disinfect, ultrasonically wash, sterilize with hand tools made of different materials.
- Use only with disinfectants and/or cleaning agents suitable for 431 steel. Perform in accordance with the disinfectant or cleaning agent manufacturer's instructions.
- Rinse the disinfectant and cleaning agent thoroughly with water.
- Never leave instruments damp or wet.

2.8. Safety Usage Information: The product usage speed should be 800 rpm and the torque value should be 35 ncm.

2.9. Information of Device Used Together: The product should be used with a physiodispenser and a anguldurva motor.

3. Patient Population

It is suitable for the entire patient population.

4. Contraindications of Device

Conditions where there is insufficient bone volume and/or quality. Serious internal medical problems, insufficient wound healing capacity, underdeveloped maxillary and mandibular, inadequate general health status, uncooperative and low motivation patient profile, drug and alcohol addiction, psychosis, weak immune system, uncontrollable endocrine problems, stainless steel allergy.

5. Safety and Warnings

Before using the Dental Implant Surgical Kit – Drill, the user should be familiar with its application. The user should learn the operating procedures before using it for the first time.

6. Warnings

It must be re-sterilized before each use. Otherwise, there are risks of biological contamination. For use by professionals, healthcare professionals.









7. Side Effects

It has no known side effects.





INSTRUCTION FOR USE

	Notified body number	 eFU Indicator	Consult electronic instructions for use
	Reference number		Sterile (121 °C – 20 min.)
	Lot number		Manufacturer Name/ Manufacturer Address
	Production date		Medical device

